

# Phoenix Core Conservative

Factsheet 31/03/2024



MORNINGSTAR Wealth

## Investment Objective

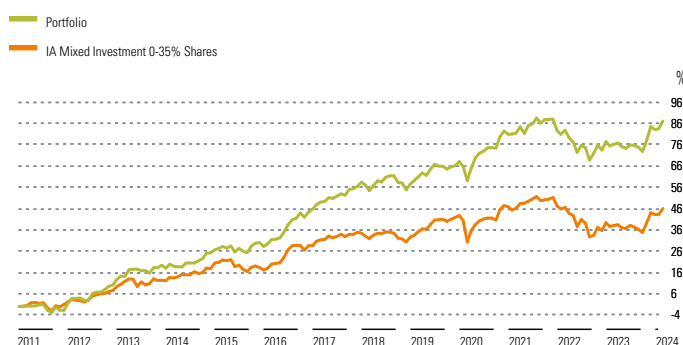
The portfolio aims to achieve consistent returns for a given risk profile, over the longer term, from a diversified portfolio offering exposure to a wide range of asset classes. This portfolio is suitable for clients with a time horizon in excess of five years, who wish to grow their investment above inflation and who are prepared to accept capital value fluctuations in the short and medium term in order to achieve an acceptable rate of return over the longer term.

## Portfolio Details

Inception/Launch date	17 February 2011
Investment Manager	Smart Investment Management Ltd
Annual Management Charge	0.20%

## Investment Growth

Time Period: 17/02/2011 to 31/03/2024




## Portfolio Returns

As Of Date: 31/03/2024

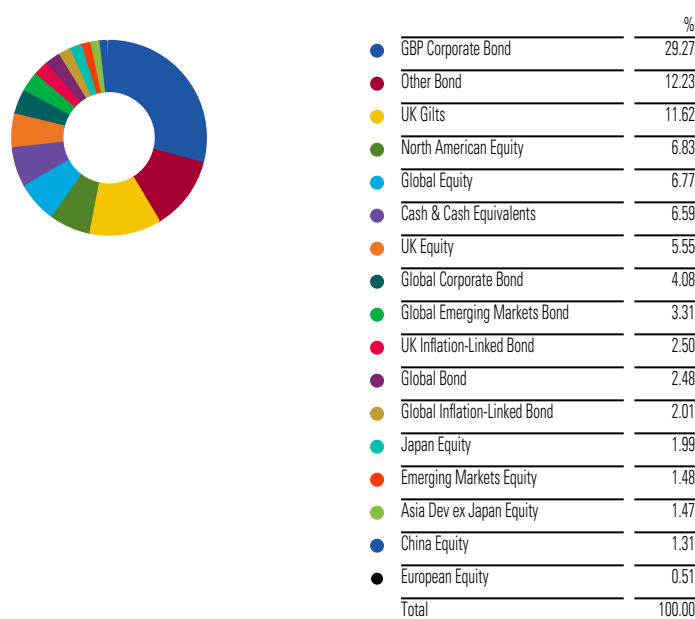
Trailing Returns %	1Month	3M	YTD	2023	2022	2021	Since Inception
Portfolio	1.97	1.40	1.40	6.39	-7.74	3.06	87.12
IA Mixed Investment 0-35% Shares	1.95	1.44	1.44	6.06	-10.22	2.57	46.04

Year on Year Returns %	01/04/2023 - 31/03/2024	01/04/2022 - 31/03/2023	01/04/2021 - 31/03/2022	01/04/2020 - 31/03/2021	01/04/2019 - 31/03/2020
Portfolio	6.17	-3.56	0.70	14.08	-1.13
IA Mixed Investment 0-35% Shares	5.84	-5.84	0.21	12.22	-3.54

## Asset Allocation



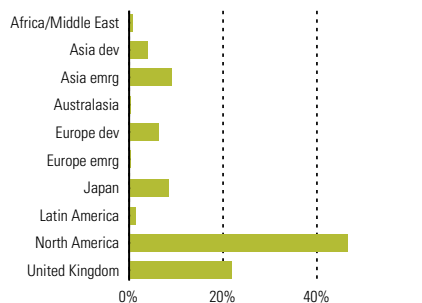
## Asset Class Breakdown



## Returns Disclosure

The returns are calculated through Morningstar Direct, are provided for illustrative purposes only and should not be viewed as the performance of an actual account. The trailing returns shown are cumulative and year-on-year returns show complete 12-month periods. All performance is shown net of the holdings' management fees and expenses based on the cheapest share class available; however does not include the 0.20% per annum charged by Smart Investment Management Ltd, and the advisor fees, therefore the actual performance experienced will be lower once these charges have been taken into account.

## Equity Regional Exposure % (Look Through)



## Equity Sector Exposure % (Look Through)

Healthcare	17.54
Financial Services	16.05
Technology	13.72
Consumer Defensive	12.24
Industrials	11.72
Consumer Cyclical	10.03
Basic Materials	5.54
Communication Services	5.46
Energy	4.09
RealEstate	1.93
Utilities	1.68

## Morningstar Equity Style Box (Look Through)\*

Portfolio Date: 31/03/2024

Value	Blend	Growth	MarketCap	%
18.9	27.0	23.1	Market Cap	0.00
3.9	10.5	4.6	Market Cap Giant	36.94
2.7	6.7	2.7	Market Cap Large	31.94
			Market Cap Mid	19.00
			Market Cap Small	9.09
			Market Cap Micro	3.03

\*(see page 2 for explanation)



### Top Ten Holdings

	Broad Asset Class	Morningstar Category	Portfolio Weighting %
L&G All Stocks Gilt Index I Acc	Fixed Income	GBP Government Bond	11.62
Vanguard U.S. Govt Bd Idx £ H Acc	Fixed Income	Other Bond	10.06
BlackRock Corporate Bond 1-10 Year D Acc	Fixed Income	GBP Corporate Bond	8.09
AXA Sterling Crdt Shrt Dura Bd Z Grs Acc	Fixed Income	GBP Corporate Bond - Short Term	5.99
BlackRock Corporate Bond D Acc	Fixed Income	GBP Corporate Bond	5.12
Royal London Corporate Bond M Acc	Fixed Income	GBP Corporate Bond	5.06
L&G Short Dated £ Corporate Bd Idx I Acc	Fixed Income	GBP Corporate Bond - Short Term	5.01
Royal London Short Term Money Mkt Y Acc	Cash & Cash Equivalents	GBP Money Market - Short Term	4.45
Robeco Global Credits IH GBP	Fixed Income	Global Corporate Bond - GBP Hedged	4.08
UBS S&P 500 Index C Acc	Equity	US Large-Cap Blend Equity	3.96

### Contact Us

If you have any queries, or require any further information, please contact your financial adviser at Phoenix Wealth Management:

Phoenix Wealth Management Limited  
 Dunraven House  
 Meadow Court  
 41-43 High St  
 Witney  
 Oxfordshire  
 OX28 6ER

Website: [www.phoenix-wm.co.uk](http://www.phoenix-wm.co.uk)

### Phoenix Wealth Management Limited

The Phoenix Portfolios are exclusive to Phoenix Wealth Management Limited and managed by Smart Investment Management Ltd on a discretionary basis. Phoenix Wealth Management Limited is authorised and regulated by the Financial Conduct Authority, reference number 190353. Registered address Dunraven House, Meadow Court, 41-43 High St, Witney, Oxfordshire, OX28 6ER. Registered in England, Company No. 03605826.

Phoenix Portfolios are intended for citizens or legal residents of the United Kingdom. These portfolios can only be made available using investment advisers appropriately authorised and regulated by the Financial Conduct Authority. The materials pertaining to the Phoenix Portfolios are prepared by Smart Investment Management Ltd, and Phoenix Wealth Management Limited are the issuing entity.

### Risk Warnings

Unless stated otherwise, all data and information is presented at 31/03/2024. Past performance is not a guide to future returns. The value of investments may go down as well as up and investors may not get back the amount invested. The portfolio shown has similar investment objectives and strategies as the portfolio recommended to individual clients by their financial adviser; however, may not contain the same securities that are currently underlying the portfolio provided to individual clients. Specific securities mentioned should not be viewed as a recommendation to buy or sell such securities. Neither diversification nor asset allocation ensure a profit or guarantee against loss. It is important to note that investments in mutual funds involve risk, including as a result of market and general economic conditions, and will not always be profitable.

### Morningstar Equity Style Box

The Morningstar Style Box is a nine-square grid that illustrates the investment style of a security. Size (large, mid, or small) is displayed along the vertical axis and style is displayed along the horizontal axis. The "value" and "growth" investment styles are common to both stocks and funds. For stocks, the central column of the Style Box represents the "core" style. Few or no funds contain only stocks with extreme value-growth orientations, and both value and growth managers often hold core stocks for diversification or other reasons. Therefore, for funds, the central column represents the "blend" style (a mixture of growth and value stocks or mostly core stocks).

### Smart Investment Management Ltd

Phoenix Core Portfolios are offered by Smart Investment Management Ltd, which is authorised and regulated by the UK Financial Conduct Authority to provide services to Professional clients and is the entity providing the discretionary management services. Smart Portfolios are intended for citizens or legal residents of the United Kingdom. These portfolios can only be made available through the use of an Investment Adviser appropriately authorised and regulated by the Financial Conduct Authority.

The Morningstar name and logo are registered trademarks of Morningstar, Inc, the parent company of Smart Investment Management Ltd. This document includes proprietary materials of Morningstar. Reproduction, transcription, or other use, by any means, in whole or in part, without the prior written consent of Morningstar is prohibited. The information, data, and analyses presented herein do not constitute investment advice; are provided as of the date written and are not warranted to be correct, complete or accurate. The statistics noted are derived from the holdings and statistics of the funds underlying this Phoenix Core Portfolio. The data used to formulate the portfolio statistics is from information contained in Morningstar Inc's database on the underlying funds as of the month end date listed; therefore the information may not be reflective of the portfolio's current holdings and/or statistics.

Look-through charts are calculated by aggregating the underlying fund holdings. For data integrity purposes, any underlying holdings that have not been reported in the past 184 days are excluded from the look-through calculations. Therefore, actual exposures may differ from what is presented.

The allocations shown within this report are subject to change without notice. A Portfolio Rationale document will be issued to the adviser in any instance where a change has been made to the portfolio. For more information about Morningstar Wealth please visit: <https://mp-morningstar.com/Morningstar-Wealth-EMEA-Disclaimers>.